

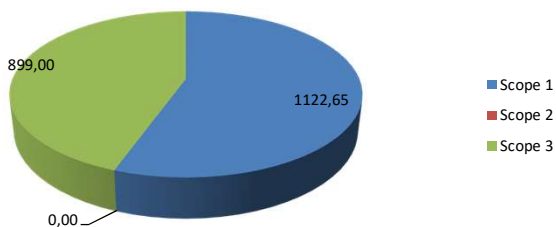
Totaal CO2 Verbruik per groep 2019

Gebr. Dijkhoff BV

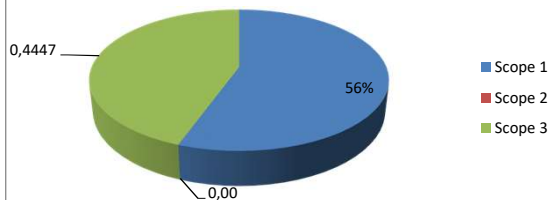
	CO2 Equivalent	CO2
Verwarming pand Lariestraat	9,36684	0,46%
Airco	0	0,00%
Lassen	1,6917	0,08%
Transport eigen (heftruck)	0,61458	0,03%
Verwarming pand Heeswijkseweg	20,1825	1,00%
Groot materieel	1081,63656	53,50%
Klein materieel	0,7095	0,04%
Ad blue	0,78	0,04%
Smering	7,668231	0,38%
Stroom	0	0,00%
Groene stroom	0	0,00%
Transport prive zakelijk	0	0,00%
Glas	202	9,99%
GFT	112	5,54%
Papier en karton	585	28,94%

	Waarden	Perc.
Scope 1	1122,65	56%
Scope 2	0,00	0,00
Scope 3	899,00	0,4447

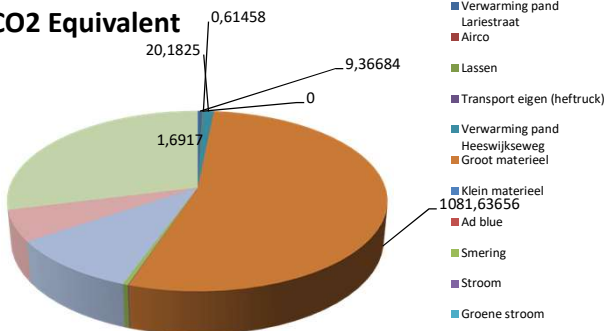
Kwantificering energiestromen in ton CO₂



Kwantificering energiestromen in percentage



CO2 Equivalent



CO2 PERCENTAGE

